

为您提供专业的流体解决方案

PROVIDE YOU WITH PROFESSIONAL  
FLUID SOLUTIONS

邮箱 

sales@ziquiplasma.com

电话 

0769-38808118

官网 

www.ziquiplasma.com / www.ziquiplasma.cn

地址 

广东省东莞市长安镇振业街13号（子柒产业园）  
No. 13 Zhenye Street, Chang'an Town,  
Dongguan City, Guangdong Province

\* 设备在改进同时，资料可能有所改动，恕不另行通知。



【官方微信客服】



【官方抖音】



【官方视频号】

版本号：25.04

# 深圳子柒科技有限公司

ZIQI TECHNOLOGY CO., LTD

# CATALOG

## PRODUCT CATALOG

### 产品目录

#### PLASMA SURFACE TREATMENT DEVICE

等离子表面处理机

#### AUTOMATIC SOLDERING DEVICE

自动焊锡机

#### AUTOMATIC SCREW LOCKING DEVICE

自动锁螺丝机

#### AUTOMATIC DISPENSING DEVICE

自动点胶机

#### AUTOMATIC GLUE FILLING DEVICE

自动灌胶机

#### NON-STANDARD CUSTOMIZATION

非标定制

专业自动化设备制造商

PROFESSIONAL  
AUTOMATION EQUIPMENT  
MANUFACTURER

# COMPANY PROFILE

## 公司简介



**50+** 生产设备 / **20+** 研发团队 / **30+** 实用专利 / **3000+** 合作客户

深圳子柒科技有限公司是一家专注于工业自动化设备研发、生产与销售的国家高新技术企业，总部扎根深圳创新高地，智造中心落于东莞，5000m²智能制造基地，形成辐射全国的服务。公司自成立以来，始终以提升、服务工业生产效率为核心目标，通过技术创新和定制化服务，为多行业提供高效的自动化解决方案，十年以上经验工程师领衔，具备从概念设计到精密加工到系统集成再到交付运维的全流程实施能力。

核心产品线：等离子表面处理机 | 视觉点胶机 | 自动锁螺丝机 | 自动焊锡机 | 周边设备热压保压工作站等。  
装备集群：CNC五轴加工中心 | 精密数控车床 | 高精度磨削设备 | 线切割工作站 | 精度检测设备 其他辅助设备等等。

以精密致匠心，以智造创未来！我们始终践行“质量筑基，信誉致远”的理念，用硬核科技赋能中国智造升级。  
欢迎各界朋友莅临深我司参观、指导和业务洽谈。

Shenzhen Ziqi Technology Co., Ltd. is a national high-tech enterprise specializing in the research, development, production, and sales of industrial automation equipment. Headquartered in Shenzhen, a hub of innovation, and with its smart manufacturing center located in Dongguan, the company operates a 5,000m² smart manufacturing base, providing nationwide service coverage. Since its establishment, the company has consistently focused on enhancing industrial production efficiency as its core objective. Through technological innovation and customized services, it offers efficient automation solutions to multiple industries. Led by engineers with over a decade of experience, the company possesses full-cycle implementation capabilities, from conceptual design and precision machining to system integration and delivery/maintenance.

Core Product Lines: Plasma Surface Treatment Machines | Visual Dispensing Machines | Automatic Screw Locking Machines | Automatic Soldering Machines | Peripheral Equipment such as Hot Pressing and Pressure Holding Workstations.

Equipment Cluster: CNC 5-Axis Machining Centers | Precision CNC Lathes | High-Precision Grinding Equipment | Wire Electrical Discharge Machining (EDM) Workstations | Precision Inspection Equipment | Other Supporting Equipment, etc.  
Precision Drives Craftsmanship, Intelligence Shapes the Future! We consistently embrace the philosophy of "Quality as the Foundation, Integrity for Long-term Success," empowering the upgrade of Chinese intelligent manufacturing with cutting-edge technology. We warmly welcome friends from all sectors to visit our company for tours, guidance, and business discussions.

# CONTENTS

# 目 录

种类	页数
<b>自动点胶机系列</b>	
自动点胶机	
双拼Y轴旋转自动点胶机	01
高精度双液螺杆阀视觉点胶机	02
高精度单液螺杆阀视觉点胶机	03
落地式二维旋转视觉点胶机	04
高精度压电阀视觉点胶机	05
落地式二维旋转硅胶点胶机	07
落地式视觉自动点胶贴合一体机	08
全景视觉自动喷胶机	09
在线式全景视觉点胶机	11
视觉多头五轴联动自动喷胶机	13
落地式双工位硅胶点胶机	14
落地式视觉三防漆自动喷涂机	15
落地式喷胶组装贴合保压一体机	16
落地式五轴AB胶伺服推胶点胶机	17
落地式双工位交替上料机	18
双工位视觉自动喷胶机	21
落地式等离子灌胶一体机	23
<b>点胶机机型案例</b>	
桌面视觉点胶机型案例	29
落地式点胶机型案例	30
AB胶系列机型案例	34
硅胶系列机型案例	36
热熔胶系列机型案例	37
三防漆喷涂系列机型案例	38
针筒点胶系列机型案例	39
<b>点胶阀/控制器</b>	
流体控制阀类型	31
流体控制气控	32
流体控制阀机型案例	33
阀系列机型案例	35

种类	页数
<b>其他机型系列</b>	
<b>桌面式自动压钉机</b>	
桌面式自动压钉机	24
<b>桌面式自动压磁铁机</b>	
桌面式自动压磁铁机	25
<b>金手指擦拭机</b>	
金手指擦拭机	26
<b>三防漆涂覆线体</b>	
三防漆涂覆线体	27

种类	页数
<b>自动灌胶机系列</b>	
在线式真空灌胶机	19
半自动灌胶机	19

种类	页数
<b>自动焊锡机系列</b>	
双工位Z轴旋转自动焊锡机	45
落地式视觉激光焊锡机	46
全自动点焊机	47
落地式背靠背点胶焊一体机	48
双拼自动剪脚机	49
焊锡机系列机型案例	50

种类	页数
<b>自动锁螺丝机系列</b>	
落地式视觉智能锁付螺丝机	40
落地式双工位吸附式锁螺丝机	41
桌面式智能锁付螺丝机	42
桌面式双拼智能锁付螺丝机	43
螺丝机定制机型案例	44

种类	页数
<b>等离子表面处理机系列</b>	
大气等离子表面处理机	51
三轴等离子表面处理机	52
数显大气等离子表面处理机	54
真空等离子表面处理机	55
流水线等离子表面处理机	58
等离子表面处理机机型案例	60

# DOUBLE SPLICING Y-AXIS ROTATING AUTOMATIC DISPENSING MACHINE

双拼Y轴旋转自动点胶机



扫码观看本机视频案例

## INTRODUCTION

### 设备介绍


落地式双拼Y轴旋转螺杆阀精密点胶机，采用双螺杆阀设计，实现高精度点胶。Y轴旋转功能可灵活调整点胶角度，满足复杂工件需求。设备支持多种胶水，点胶速度快、精度高，重复精度可达±0.01mm。广泛应用于电子、汽车、新能源等行业，是高精度点胶的理想选择。

The floor-standing dual-screw valve precision dispenser with Y-axis rotation features a dual-screw valve design for high-precision dispensing. The Y-axis rotation function allows flexible adjustment of dispensing angles to meet the requirements of complex workpieces. The machine supports a variety of adhesives, offering fast dispensing speed and high precision, with a repeatability of up to ±0.01mm. It is widely used in industries such as electronics, automotive, and new energy, making it an ideal choice for high-precision dispensing.




## FEATURES

### 设备特色



单液螺杆阀



Y轴旋转机构



超大供胶桶

参数规格			
名称	落地式双拼螺杆阀精密点胶机	型号	ZQ-LG333311
行程X/Y/Z (mm)	300/300/100X2	编程方式	示教编程或图形导入
点胶阀	伺服螺杆阀	点胶桶	300ml/2600ml
可运动图形轨迹	点/直线/圆弧/整圆/曲线/多段线/螺旋线/椭圆	出胶量	最小0.01ml（根据胶水粘度）
出胶频率	5次/秒	Z轴最大负载	8kg
运动速度 (mm/sec)	0-600	重复精度	±0.02mm
控制方式	单片机+手持盒+上位机	程序记录数量	100组
显示方式	LCD教导盒	数据	支持扫码/连接MES
马达系统/驱动器	汇川伺服/松下伺服（可选）	传动方式	台湾TBI丝杆
输入电源	全电压AC 110-220V	外部控制接口	RS485/232




扫码观看本机视频案例

## INTRODUCTION

### 设备介绍


本机为双组份AB胶点胶设备，采用双液螺杆阀配置，能精准控制双组份液体的混合与点胶量，混合比例精确可调。落地式设计，配备视觉系统，可自动识别产品进行高精度点胶，广泛应用于电子、医疗等领域，满足精细点胶需求，提升生产效率与质量。

This machine is designed for dispensing dual - component AB adhesive. It uses a dual - liquid screw valve for precise control of mixing and dispensing volumes, with an adjustable mixing ratio. Its floor - standing design with a vision system enables high - precision automatic product recognition and dispensing. Widely used in electronics and medicine, it meets fine dispensing needs and boosts production efficiency and quality.




## FEATURES

### 设备特色



双液螺杆阀



视觉识别系统



超大供胶桶

参数规格			
名称	高精度双液螺杆阀视觉点胶机	型号	ZQ-LD661LGF
行程X/Y/Z (mm)	600/600/100	编程方式	CCD视觉点位编程
可运动图形轨迹	点/直线/圆弧/整圆/曲线/多段线/螺旋线/椭圆	点胶头	双液螺杆阀
最大负载	15kg	移动速度 (mm/sec)	0-500
重复精度	±0.01mm/Axis	控制方式	工控机+电脑显示屏
程序记录数量	999组	显示方式	电脑显示屏
驱动器	汇川	导轨	国产/上银
光电开关	国产/松下	传动方式	研磨丝杆
输入电源	全电压AC 110V-220V	外部控制接口	IO RS-232/网口



# SINGLE LIQUID SCREW VALVE VISUAL DISPENSING MACHINE

高精密单液螺杆阀视觉点胶机




扫码观看本机视频案例

## INTRODUCTION

### 设备介绍





本机为单液螺杆阀视觉点胶设备。它采用先进的螺杆阀技术，能够实现高精度的点胶控制，胶量大小可精确调节。设备配备高清视觉系统、自动擦胶、自动对针、激光测高等装置。广泛适用于电子、光学、医疗等领域，能够有效提高生产效率和点胶质量。

This machine is a single - liquid screw valve visual dispensing equipment. It uses advanced screw valve technology for high - precision dispensing control with an adjustable adhesive volume. The high - definition vision system, automatic adhesive wiping, automatic needle alignment, and laser height measurement devices enable automatic product recognition and precise dispensing. It's widely used in electronics, optics, medicine, etc., effectively boosting productivity and dispensing quality.



## FEATURES

### 设备特色



参数规格			
名称	高精密单液螺杆阀视觉点胶机	型号	ZQ-LD661LGF
行程X/Y/Z (mm)	600/600/100	编程方式	CCD视觉点位编程
可运动图形轨迹	点/直线/圆弧/整圆/曲线/多段线/螺旋线/椭圆	点胶头	单液螺杆阀
最大负载	15kg	移动速度 (mm/sec)	0-500
重复精度	±0.01mm/Axis	控制方式	工控机+电脑显示屏
程序记录数量	999组	显示方式	电脑显示屏
驱动器	汇川	导轨	国产/上银
光电开关	国产/松下	传动方式	研磨丝杆
输入电源	全电压AC 110V-220V	外部控制接口	IO RS-232/网口

# FLOOR STANDING 2D ROTATING VISUAL DISPENSING MACHINE

落地式二维旋转视觉点胶机



扫码观看本机视频案例

## INTRODUCTION

### 设备介绍


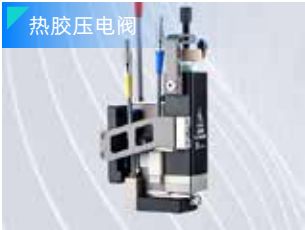


落地式二维旋转视觉点胶机采用落地式设计，设备运行更稳定。配备非接触式压电喷射阀、局部视觉识别系统和二维旋转结构（带自动擦胶机构），能够实现精准控胶、精确定位和复杂路径点胶。广泛应用于电子、半导体、新能源等行业。

The floor-standing 2D rotating vision dispensing machine features a floor-standing design for enhanced stability. It is equipped with a non-contact piezoelectric jet valve, a local vision recognition system, and a 2D rotating structure (with an automatic glue-wiping mechanism). This enables precise glue control, accurate positioning, and dispensing along complex paths. Widely used in electronics, semiconductors, and new energy industries.



## FEATURES

### 设备特色



参数规格			
名称	落地式二维旋转自动喷胶机	型号	ZQ-CCD331YRR
行程X/Y/Z (mm)	300/300/100/360°/180°	编程方式	视觉抓拍+电脑编程
电控系统	工控+运动控制卡	点胶阀	非接触式喷射阀
可运动图形轨迹	点/直线/圆弧/整圆/曲线/多段线/螺旋线/椭圆	供胶桶	30ml胶桶
适用流体类型	底填胶/UV胶/环氧胶/硅胶/红胶等	出胶量	最小0.5nl (根据胶水情况而定)
工作频率	1200Hz	Z轴最大负载	8kg
移动速度 (mm/sec)	0-600	重复精度	±0.02mm
程序记录模式	100组	马达系统	汇川伺服电机
驱动器	汇川伺服驱动器	导轨	台湾上银
传动方式	台湾TBI丝杆	输入电源	全电压 AC110-220V
工作气压	0.3-0.6Mpa	外部控制接口	RS485

# HIGHT PRECISION PIEZOELECTRIC VALVE VISUAL DISPENSING MACHINE

高精密压电阀视觉点胶机





扫码观看本机视频案例

## INTRODUCTION

### 设备介绍

本机为落地式双工位喷射阀视觉热熔胶点胶机，设备配备先进视觉系统，可自动识别产品并进行精确点胶。采用热熔压电阀技术，点胶速度快且稳定。双工位设计显著提升工作效率，广泛适用于电子、医疗等领域。

This floor-mounted dual-nozzle jet valve visual hot melt adhesive dispenser features an advanced vision system for automatic product recognition and precise dispensing. Using hot melt piezoelectric valve technology, it ensures a fast and stable dispensing process. The dual-nozzle design boosts work efficiency and makes the machine widely applicable in the electronics, medical, and other fields.





## INTRODUCTION

### 设备介绍

本机为落地式三轴冷胶压电阀视觉点胶机，设备搭载高清视觉识别系统，可自动识别产品轮廓与特征点，确保点胶位置精准无误。采用冷胶压电阀技术，能够快速响应，实现高速、稳定的点胶操作，胶量控制精确。广泛适用于电子、光学、医疗等领域。

This floor-standing three-axis cold adhesive piezoelectric valve visual dispensing machine has a high-definition vision system for automatic product outline and feature recognition, ensuring precise dispensing. Its cold adhesive piezoelectric valve technology enables fast, stable dispensing with accurate volume control. It's widely used in electronics, optics, medicine, etc.



## FEATURES




### 设备特点

压电阀视觉点胶机以高精度作业著称，配备高清视觉系统，能自动识别产品轮廓与特征点，确保点胶位置精准。采用压电阀技术，响应速度快，点胶过程稳定，胶量控制精确。该设备操作简便，适用性广，广泛适用于电子、光学、医疗等领域，可有效提高生产效率和点胶质量，是现代制造业中不可或缺的精密点胶设备。

Piezoelectric valve visual dispensers feature high-precision operations with HD vision systems for automatic product recognition and accurate dispensing. Their piezoelectric valve technology ensures fast, stable dispensing and precise volume control. User-friendly and widely applicable, they boost production efficiency and dispensing quality in electronics, optics, medicine, etc., making them essential in modern manufacturing.

## APPLICATION

### 应用场景



### 参数规格

名称型号	落地式双工位压电阀视觉点胶机 ZQ-LD661	落地式三轴CCD压电阀喷胶机 ZQ-LD331YDR
行程X/Y/Z (mm)	600/600/100	300/300/100
编程方式	CCD视觉定位编程	CCD视觉定位编程
传动方式	研磨丝杆	研磨丝杆
点胶头	热熔胶压电阀	冷胶压电阀
最大负载	15kg	15kg
移动速度 (mm/sec)	0-500	0-500
重复精度	±0.01mm/Axis	±0.01mm/Axis
控制方式	工控机+电脑显示屏	工控机+电脑显示屏
驱动器	汇川	汇川
导轨	国产/上银	国产/上银
输入电源	全电压AC 110V-220V	全电压AC 110V-220V
外部控制接口	IO RS-232/网口	IO RS-232/网口



# FLOOR STANDING 2D ROTATING SILICONE GLUE DISPENSING MACHINE

落地式二维旋转硅胶点胶机



扫码观看本机视频案例

## INTRODUCTION

### 设备介绍

本机为落地式二维旋转硅胶点胶机，搭配一个回吸式精密点胶阀，主要用于对硅胶等流体进行精确的点胶作业。它通过落地式结构提供稳定的工作平台，二维旋转功能使点胶头能够在两个维度上灵活移动，实现复杂路径的点胶。广泛应用于电子、医疗、汽车等领域。

This floor - standing 2D rotary silicone dispensing machine, equipped with a retractable precision dispensing valve, is designed for accurate silicone and other fluid dispensing. Its floor - standing structure offers a stable platform, and the 2D rotary function enables the dispensing head to move freely in two dimensions for complex - path dispensing. It's widely used in electronics, medical, and automotive fields.



## FEATURES

### 设备特色



参数规格			
名称	落地式二维旋转硅胶点胶机	型号	ZQ-LD331YR
行程X/Y/Z (mm)	300/300/100/360YR	编程方式	示教编程
可运动图形轨迹	点/直线/圆弧/整圆/曲线/多段线/螺旋线/椭圆	点胶头	回吸式点胶阀
最大负载	6kg	移动速度 (mm/sec)	0-500
重复精度	±0.02mm/Axis	控制方式	运动控制卡+手持盒
程序记录数量	100组	显示方式	LCD教导盒
驱动器	雷赛	导轨	润扬
光电开关	思拓邦	传动方式	意大利意拉泰皮带/丝杆
输入电源	全电压AC 110V-220V	外部控制接口	IO

# FLOOR STANDING VISUAL AUTOMATIC ADHESIVE BONDING MACHINE

落地式视觉自动点胶贴合一体机



扫码观看本机视频案例

## INTRODUCTION

### 设备介绍




落地式视觉自动点胶贴合一体机是一种集点胶与贴合功能于一体的自动化设备。它采用先进的视觉识别系统，可精准定位点胶位置，确保胶水均匀涂抹。设备支持多种胶水类型，适用于复杂图形点胶，同时具备高效贴合功能，广泛应用于电子、汽车、新能源等领域。

The floor-standing vision automatic dispensing and bonding machine is an integrated automation device that combines dispensing and bonding functions. It features an advanced vision recognition system for precise positioning and even adhesive application. The machine supports various types of adhesives and is suitable for complex pattern dispensing. It also has efficient bonding capabilities, widely used in electronics, automotive, and new energy industries.



## FEATURES

### 设备特色



参数规格			
名称	落地式视觉自动点胶贴合一体机	型号	ZQ-CCD8441T
行程X/Y/Z (mm)	800/400/400/100	编程方式	CCD视觉定位编程
可运动图形轨迹	点/直线/圆弧/整圆/曲线/多段线/螺旋线/椭圆	点胶头	冷胶压电阀+吸嘴
最大负载	15kg	移动速度 (mm/sec)	0-500
重复精度	±0.01mm/Axis	控制方式	工控机+电脑显示屏
程序记录数量	999组	显示方式	电脑显示屏
驱动器	汇川	导轨	国产/上银
光电开关	国产/松下	传动方式	研磨丝杆
输入电源	全电压AC 110V-220V	外部控制接口	IO RS-232/网口

# PANORAMIC VISION AUTOMATIC GLUE SPRAYING MACHINE

全景视觉自动喷胶机




扫码观看本机视频案例

## INTRODUCTION

### 设备介绍

落地式单工位全景视觉喷胶机是一种高精度点胶设备。它采用全景视觉系统，可自动识别产品位置，无需夹具，支持任意角度摆放。搭配非接触式压电喷射阀，实现高精度、高速度点胶，喷射频率可达1200次/秒。设备适用于多种胶水，广泛应用于电子、半导体、LED封装等行业。

The floor-standing single-station panoramic vision jetting dispenser is a high-precision dispensing equipment. It features a panoramic vision system that can automatically recognize product positions, eliminating the need for fixtures and allowing placement at any angle. Equipped with a non-contact piezoelectric jet valve, it achieves high-precision and high-speed dispensing with a jetting frequency of up to 300 times per second. The machine is suitable for various types of adhesives and is widely used in industries such as electronics, semiconductors, and LED packaging.



## INTRODUCTION

### 设备介绍

落地式双工位全景视觉压电阀点胶机是一款高效、高精度的自动化设备。它配备全景视觉系统，能够精准识别产品位置，无需夹具即可实现快速定位。双工位设计大幅提高生产效率，可同时处理两个工件。压电阀技术确保点胶精度高、速度快，喷射频率可达1200次/秒。设备支持多种胶水，适用于电子、半导体、汽车电子等行业。

The floor-standing dual-station panoramic vision piezoelectric valve dispenser is a highly efficient and precise automated machine. Equipped with a panoramic vision system, it can accurately identify product positions, eliminating the need for fixtures and enabling rapid positioning. The dual-station design significantly boosts production efficiency by processing two workpieces simultaneously. Piezoelectric valve technology ensures high-precision and high-speed dispensing, with a jetting frequency of up to 300 times per second. Suitable for various adhesives, this machine is ideal for industries such as electronics, semiconductors, and automotive electronics.



## FEATURES





### 设备特点

产品可任意角度摆放点胶，独立固定的恒温系统、花岗岩平台承载运动机构、全色谱可调光源，可设定任意点胶轨迹，支持CAD图形输入。主要应用于五金、标牌、纽扣、拉链、麻将的上色点漆。

The product can be placed at any angle for dispensing. It features an independent and fixed constant-temperature system, a granite platform for the motion mechanism, and a full-spectrum adjustable light source. Arbitrary dispensing trajectories can be set, and CAD graphic input is supported. It is mainly used for coloring and painting of hardware, nameplates, buttons, zippers, and mahjong tiles.

## APPLICATION

### 应用场景



### 参数规格

名称/型号	全自动单工位视觉点胶机 ZQ-QJ431CCD	落地式全景双工位视觉点胶机 ZQ-QJ4331CCD
行程X/Y/Z (mm)	400/300/100	400/300/300/100
编程方式	视觉抓拍+电脑编程	视觉抓拍+电脑编程
点胶效率	0.05秒响应速度（根据胶水粘度）	0.05秒响应速度（根据胶水粘度）
视觉系统	2000W像素工业相机系统	2000W像素工业相机系统
电控系统	工控+视觉软件	工控+视觉软件
重复精度	±0.01mm	±0.01mm
点胶针头	塑钢针头/TT针头/金属针头	热熔胶压电阀
点胶控制器	S1000压电喷射阀	S1000压电喷射阀
最小吐出量	0.01ml（根据胶水粘度）	0.01ml（根据胶水粘度）
发生频率	1200Hz	1200Hz
移动速度 (mm/sec)	0-500	0-500
传动方式	研磨丝杆	研磨丝杆
驱动器	雷赛	雷赛



# ONLINE PANORAMIC VISION DISPENSING MACHINE

在线式全景视觉点胶机



扫码观看本机视频案例

## INTRODUCTION

### 设备介绍

落地式流水线全景视觉跟随点胶机是一款高效自动化点胶设备。它配备全景视觉系统，能够实时识别流水线上的产品位置和形状，自动调整点胶路径，无需人工干预。设备支持多种胶水，点胶速度快且精度高，可适应不同尺寸和形状的产品。广泛应用于电子、汽车零部件、家电等行业，是提高生产效率和产品质量的理想选择。

The floor-standing inline panoramic vision follower dispenser is a highly efficient automated dispensing machine. Equipped with a panoramic vision system, it can automatically recognize the position and shape of products on the production line in real time and adjust the dispensing path without manual intervention. The machine supports various types of adhesives, offering fast dispensing speed and high precision. It is suitable for products of different sizes and shapes and is widely used in industries such as electronics, automotive components, and home appliances. It is an ideal choice for improving production efficiency and product quality.



## INTRODUCTION

### 设备介绍

在线式局部视觉点胶机是一款高效、高精度的自动化点胶设备。它采用局部视觉系统，能够精准识别产品位置和细节，自动调整点胶路径。设备支持多种点胶工艺，可实现高精度点胶。其模块化设计支持连线、双轨、双阀等功能，可快速切换不同产品。广泛应用于电子、半导体、汽车电子等行业，满足复杂工艺需求。

The inline partial vision dispenser is an efficient and high-precision automated dispensing machine. It features a partial vision system that can accurately identify the position and details of products and automatically adjust the dispensing path. The machine supports a variety of dispensing processes and can achieve high-precision dispensing. Its modular design supports functions such as inline production, dual tracks, and dual valves, allowing for quick switching between different products. It is widely used in industries such as electronics, semiconductors, and automotive electronics to meet complex process requirements.



## FEATURES







### 设备特点

采用先进的视觉识别系统，能快速精准定位产品，自动调整点胶路径，适应复杂形状和尺寸。支持多种胶水类型，满足不同工艺需求。高精度点胶，重复定位精度可达±0.05mm。模块化设计支持连线生产、双轨操作等功能，提高生产效率。操作界面友好，编程简单，易于维护，广泛应用于电子、半导体等行业，是自动化生产中的高效设备。

It features an advanced vision recognition system that can quickly and accurately locate products and automatically adjust the dispensing path to accommodate complex shapes and sizes. It supports various types of adhesives to meet different process requirements. The machine offers high-precision dispensing with a repeat positioning accuracy of up to ±0.05mm. Its modular design supports functions such as inline production and dual-track operation, which enhances production efficiency. The user-friendly interface, simple programming, and easy maintenance make it a highly efficient device widely used in industries such as electronics and semiconductors.

## APPLICATION

### 应用场景



参数规格		
名称型号	落地式全景视觉跟随点胶机 ZQ-LD431GS	在线式局部视觉点胶机 ZQ-P441
行程X/Y/Z (mm)	400/300/100	400/400/100
编程方式	CCD视觉定位编程	CCD视觉定位编程
可运动图形轨迹	点/直线/圆弧/整圆/曲线/多段线/螺旋线/椭圆	点/直线/圆弧/整圆/曲线/多段线/螺旋线/椭圆
点胶头	冷胶压电阀	冷胶压电阀
最大负载	15kg	3kg (负载更大需定制)
移动速度 (mm/sec)	0-500	0-500
重复精度 (mm)	±0.03	±0.02
控制方式	工控屏+电脑显示器	工控屏+电脑显示器
驱动器	汇川	汇川/松下
传动方式	研磨丝杆	研磨丝杆
外部控制接口	IO RS232/网口	IO RS232/网口



# VISUAL MULTI HEAD FIVE AXIS LINKAGE AUTOMATIC GLUE SPRAYING MACHINE

视觉多头五轴联动自动喷胶机



扫码观看本机视频案例

## INTRODUCTION

### 设备介绍

本设备配备先进的视觉识别系统，能够自动识别工件的形状和位置。五轴联动结构支持复杂空间轨迹的点胶与控制，可灵活调整喷胶头的角度和位置，适应各种复杂形状和尺寸的工件。该设备搭配三种点胶头，可实现单一工件的多种点胶需求，并显著提高生产效率。

The machine is equipped with an advanced vision recognition system that can automatically identify the shape and position of the workpiece. The five-axis linkage structure supports complex spatial trajectory dispensing and control, allowing flexible adjustment of the dispensing head's angle and position to accommodate workpieces of various complex shapes and sizes. The device is paired with three dispensing heads, which can meet multiple dispensing requirements for a single workpiece and significantly improve production efficiency.




## FEATURES

### 设备特色



三头设计



二维旋转结构



视觉识别系统

### 参数规格

名称	视觉多头五轴联动自动喷胶机	型号	ZQ-CCD442YRR
行程X/Y/Z (mm)	400/400/200	编程方式	CCD视觉定位编程
可运动图形轨迹	点/直线/圆弧/整圆/曲线/多段线/螺旋线/椭圆	点胶头	冷胶压电阀+针筒30ml+气动阀
最大负载	15kg	移动速度 (mm/sec)	0-500
重复精度	±0.01mm/Axis	控制方式	工控机+电脑显示屏
程序记录数量	999组	显示方式	电脑显示屏
驱动器	汇川	导轨	国产/上银
光电开关	国产/松下	传动方式	研磨丝杆
输入电源	全电压AC 110V-220V	外部控制接口	IO RS-232/网口

# FLOOR STANDING DUAL STATION SILICONE GLUE DISPENSING MACHINE

落地式双工位硅胶点胶机



扫码观看本机视频案例

## INTRODUCTION

### 设备介绍

落地式双工位硅胶点胶机是一款高效、稳定的自动化点胶设备。它采用落地式双工位设计，可同时处理两个工件，显著提高生产效率。三轴运动平台结合高精度回吸阀，能够精准控制胶水流量，避免滴漏，确保点胶精度。设备支持多种胶水类型，广泛应用于电子、汽车、新能源等行业。

The floor-standing dual-station silicone dispenser is an efficient and stable automated dispensing machine. It features a floor-standing dual-station design that can process two workpieces simultaneously, significantly improving production efficiency. The three-axis motion platform combined with a high-precision back-suction valve can accurately control the adhesive flow, prevent dripping, and ensure dispensing accuracy. The machine supports various types of adhesives and is widely used in industries such as electronics, automotive, and new energy.




## INTRODUCTION

### 设备介绍

龙门式自动点胶保压固化一体机是一种高效、多功能的自动化设备，集点胶、保压和固化功能于一体。它采用龙门式结构，提供大范围的工作区域，适用于大尺寸工件的点胶需求。设备支持多种胶水类型，如UV胶、环氧树脂等，满足不同行业的粘接、密封或灌封需求。其保压功能可确保胶水在固化前均匀分布，提高生产效率。

The Gantry Automatic Dispensing, Pressure-Holding, and Curing Integrated Machine is an efficient, multifunctional automated device that integrates dispensing, pressure-holding, and curing functions. It features a gantry structure, providing a large working area suitable for dispensing on large-sized workpieces. The machine supports various types of adhesives, such as UV glue and epoxy resin, to meet the bonding, sealing, and potting needs of different industries. Its pressure-holding function ensures even distribution of adhesive before curing, thereby enhancing production efficiency.



# FLOOR STANDING VISUAL THREE PROOF PAINT AUTOMATIC SPRAYING MACHINE

落地式视觉三防漆自动喷涂机




扫码观看本机视频案例

## INTRODUCTION

### 设备介绍

落地式视觉三防漆喷涂机是一种高效自动化设备。它采用落地式结构，配备高精度视觉系统，可实现精确定位和喷胶。设备支持多种喷胶路径，如点、线、弧、圆等，适应不同形状的产品。其视觉系统能自动识别产品位置，无需治具，提高生产灵活性。广泛应用于电子、汽车、医疗等领域。

Floor standing visual three proof paint spraying machine is an efficient automated device. It features a floor-standing structure and is equipped with a high-precision vision system for precise positioning and dispensing. The machine supports various dispensing paths, such as dots, lines, arcs, and circles, to accommodate products of different shapes. Its vision system can automatically recognize product positions without fixtures, enhancing production flexibility. It is widely used in electronics, automotive, medical and other fields.



扫码观看本机视频案例

# FLOOR STANDING SPRAY GLUE ASSEMBLY BONDING AND PRESSURE HOLDING MACHINE

落地式喷胶组装贴合保压一体机

## INTRODUCTION

### 设备介绍




落地式喷胶组装贴合保压一体机是一种高效自动化设备。它集喷胶、组装、贴合、保压功能于一体，可实现多工序集成化生产，提高生产效率。保压功能可确保部件紧密贴合，满足多种产品组装需求，广泛应用于电子、汽车、紧固件等行业。

The floor-standing spraying, assembly, bonding, and pressure-holding integrated machine is an efficient automated device. It integrates the functions of spraying, assembly, bonding, and pressure holding, enabling integrated multi-process production and enhancing production efficiency. The pressure-holding function ensures tight bonding of components, meeting the assembly requirements of various products. It is widely used in industries such as electronics, automotive, and fasteners.



## FEATURES

### 设备特色



## INTRODUCTION

### 设备介绍

落地式双工位三防漆喷涂固化一体机是一种高效自动化设备，采用双工位设计，可同时进行喷胶和固化作业。设备支持多种喷胶路径，如点、线、弧、圆等，并配备UV固化灯，可在喷胶后立即进行固化，提高生产效率。广泛应用于电子、汽车、医疗等领域。

Floor standing dual station three proof paint spraying and curing integrated machine is an efficient automated device. It features a dual-station design, allowing simultaneous spraying and curing operations. The machine supports various spraying paths, such as dots, lines, arcs, and circles, and is equipped with UV curing lamps to immediately cure the adhesive after spraying, thus improving production efficiency. It is widely used in electronics, automotive, medical and other fields.

### 参数规格

名称	落地式喷胶组装贴合保压一体机	型号	ZQ-LD889911
行程X/Y/Z (mm)	800/800/900/900/100/100	编程方式	手持示教器编程
可运动图形轨迹	点/直线/圆弧/整圆/曲线/多段线/螺旋线/椭圆	点胶头	300ml精密压电阀
供料机	国产定制	电源	台湾明纬
最大负载	3kg	移动速度 (mm/sec)	0-400
重复精度	±0.02mm/Axis	控制方式	运动卡+手持编程盒
程序记录数量	999组	显示方式	LCD教导盒
驱动器	雷赛	导轨	国产/上银
传动方式	皮带+丝杆传动	输入电源	全电压AC 110V-220V



# FLOOR STANDING FIVE AXIS AB GLUE SERVO PUSH GLUE DISPENSING MACHINE

落地式五轴AB胶伺服推胶点胶机



扫码观看本机视频案例

## INTRODUCTION

### 设备介绍



落地式五轴AB胶伺服推胶点胶机采用落地式设计，配备五轴联动平台、伺服电机和冷却系统，可实现复杂路径的点胶作业。设备支持AB胶混合，具有冷却功能以延长胶水固化时间，适用于手机、蓝牙耳机、摄像头模组等电子产品的精密点胶需求。

The floor-standing 5-axis AB adhesive servo dispensing machine features a floor-standing design, equipped with a 5-axis联动 platform, servo motor, and cooling system. It can perform dispensing operations along complex paths. The device supports AB adhesive mixing and has a cooling function to extend the curing time of the adhesive, making it suitable for precision dispensing needs in electronic products such as smartphones, Bluetooth earbuds, and camera modules.



## FEATURES

### 设备特色



参数规格			
名称	落地式五轴AB胶伺服推胶点胶机	型号	ZQ-LD872SF
行程X/Y/Z (mm)	800/700/200/1R±90/2R360	编程方式	示教编程或图形导入
可运动图形轨迹	点/直线/圆弧/整圆/曲线/多段线/螺旋线/椭圆	点胶头	定制400ml伺服推胶机构
最大负载	15kg	移动速度 (mm/sec)	0-400
重复精度	±0.02mm/Axis	控制方式	运动卡+手持编程盒
程序记录数量	999组	显示方式	LCD教导盒
驱动器	雷赛/松下/汇川	导轨	国产/上银
光电开关	国产/松下	传动方式	皮带+丝杆传动
输入电源	全电压AC 110V-220V	外部控制接口	IO

# FLOOR STANDING DUAL STATION ALTERNATION FEEDING MACHINE

落地式双工位交替上料机



扫码观看本机视频案例

## INTRODUCTION

### 设备介绍

落地式双工位双组份交替上料机是一种高效自动化设备。它采用双工位设计，两个工位交替进行上料和加工，可实现不间断生产。设备具备双组份供料功能，能满足多种物料交替上料需求，提高生产效率。其落地式结构稳固，占地面积合理，操作灵活方便。

The floor-standing dual-station, dual-component alternating feeding machine is a highly efficient automated equipment. It features a dual-station design, with two stations alternating between feeding and processing, enabling continuous production. The machine is equipped with dual-component feeding capabilities, allowing for the alternating supply of multiple materials to meet various production needs and enhance efficiency. Its floor-standing structure is stable, with a reasonable footprint and flexible operation.



## INTRODUCTION

### 设备介绍

落地式双工位单组份交替上料机是高效自动化设备。采用双工位设计，两个工位交替上料，实现连续生产，提高效率。单组份供料系统稳定可靠，操作简便。设备结构稳固，占地面积小，适应性强，可广泛应用于多种生产场景，降低人工成本，提升生产自动化水平。

The floor-standing dual-station single-component alternating feeding machine is a highly efficient automated equipment. It features a dual-station design with alternating feeding, enabling continuous production and increased efficiency. The single-component feeding system is stable and easy to operate. The sturdy structure occupies little space and is adaptable to various production scenarios. It reduces labor costs and enhances automation.



## TWO COMPONENT GANTRY AUTOMATIC GLUE FILLING MACHINE

双组份龙门自动灌胶机




扫码观看本机视频案例

### INTRODUCTION

#### 设备介绍

在线式真空灌胶机是一种自动化设备，专为电子、机械等领域的灌封需求设计。它通过真空环境有效去除气泡，确保胶水均匀填充，提高产品密封性和可靠性。设备采用自动化流程，可精确控制胶水流量和位置，适用于小型元器件、线路板等复杂结构的灌封。广泛应用于电子制造、汽车电子和工业设备等领域。

An inline vacuum potting machine is an automated device designed for potting applications in electronics, machinery, and other fields. By creating a vacuum environment, it effectively eliminates bubbles, ensuring uniform adhesive filling and enhancing product sealing performance and reliability. The machine features an automated process that precisely controls adhesive flow and placement, making it suitable for complex structures like small components and circuit boards. It is widely used in electronic manufacturing, automotive electronics, and industrial equipment.



### INTRODUCTION

#### 设备介绍

半自动灌胶机是一种结合手动与自动化功能的设备，适用于中等批量生产。它通过预设程序控制胶水流量和位置，确保灌胶均匀，同时保留手动调整的灵活性。设备操作简便，可适应不同形状和尺寸的工件，广泛用于电子元件、工艺品和小型组件的灌封。其优势在于提升效率、降低成本，同时保证产品质量稳定，是中小企业的理想选择。

A semi-automatic potting machine combines manual operation with automated features, ideal for medium-scale production. It controls adhesive flow and placement via preset programs, ensuring uniform application while allowing manual adjustments. Easy to operate, it accommodates various workpiece shapes and sizes, widely used in electronics, crafts, and small components. Its advantages include improved efficiency, cost-effectiveness, and consistent product quality, making it a great choice for small and medium-sized enterprises.



### FEATURES


#### 设备特点

自动灌胶机具有高度自动化，采用精密计量和控制系统，灌胶精度高，误差小等特点。操作简便，通过智能界面快速设置参数，适应不同产品需求。适用范围广，可处理多种胶水和复杂工件，广泛应用于电子、机械、汽车等领域。设备节省胶水，降低生产成本，同时提高产品质量稳定性，减少次品率。此外，还具备自动混合、清洗、报警等功能，进一步提升性能和可靠性。

Automatic potting machines feature high automation with precision metering and control systems, ensuring high potting accuracy and minimal errors. They have user-friendly operation via a smart interface for quick parameter settings, adapting to various product requirements. With a wide application range, they handle multiple adhesive types and complex workpieces, used in electronics, machinery, automotive fields, etc. The machines save adhesive, reduce production costs, enhance product quality stability, and lower defect rates. Additionally, they offer functions like automatic mixing, cleaning, and alarms to boost performance and reliability.

### APPLICATION


#### 应用场景




电机线路板密封灌胶




汽车压力传感器密封灌胶




LED线条灯自动灌胶



智能水表线路板密封灌胶



连接器端子灌胶



电源适配器自动灌胶

#### 参数规格

名称型号	在线式真空灌胶机 ZQ-ZXZK662	手动灌胶机 ZQ-GJ310
行程X/Y/Z (mm)	600/600/200	- 附 配比精度/出胶精度 ±1.5%/±1.5%
传送方式	分段式单倍速链	CCD视觉定位编程
控制方式	三菱PLC+威纶通触摸屏+运动控制卡	自主研发PLC+昆仑通泰触摸屏
三轴电机/模组	汇川伺服/丝杆模组	- 附 操作方式 固定支架/手持吊臂/悬摇臂（可选）
计量电机/计量泵	汇川伺服/螺杆泵+齿轮泵（可选）	汇川伺服/螺杆泵+齿轮泵+柱塞泵（可选）
真空泵	飞越VSV-300	艾卡罗VSV-20
压力桶	10-70L（可选）	AB胶桶25L/10L可选（AB料桶定速搅拌/加热管可选）
精密回吸阀	静态/动态混合（根据胶水配置）	自主研发高精度回吸阀（静态/动态）
真空箱	20mm精磨板焊接	- 附 清洗方式/工作台 气液自动清洗/可折叠工作台
输入电源/功率	AC380V 50Hz/7.5Kw	AC220V 50Hz/3.5Kw
外部控制接口	MES/485/232	IO RS232/网口



# DUAL STATION VISUAL AUTOMATIC PAINT SPRAYING MACHINE

双工位视觉自动喷漆机



扫码观看本机视频案例

## INTRODUCTION

### 设备介绍

双工位自动喷胶固化一体机是一款高效自动化点胶设备。它搭载工业级压电陶瓷喷射阀，非接触式喷射技术，消除传统接触式刮胶导致的拖尾现象，Y轴配置四工位自转盘，配合X/Z/R三轴直线电机。能够精准点胶、点漆、自动固化，无需二次上下料。广泛应用于电子、汽车零部件、家电等行业，是提高生产效率和产品质量的理想选择。

The dual-station automatic dispensing and curing integrated machine is a highly efficient automated dispensing device. It features an industrial-grade piezoelectric ceramic jet valve and non-contact jetting technology, eliminating the trailing issues caused by traditional contact-type scraping. The Y-axis is equipped with a four-station rotating table, which works in coordination with the X/Z/R three-axis linear motors. It can precisely dispense adhesives, paints, and automatically cure materials without requiring secondary loading and unloading. Widely used in the electronics, automotive components, and home appliance industries, it is an ideal choice for improving production efficiency and product quality.



## INTRODUCTION

### 设备介绍

双工位视觉喷胶机是一款高效自动化点胶设备。它搭载工业级压电陶瓷喷射阀，非接触式喷射技术，消除传统接触式刮胶导致的拖尾现象，Y轴配置四工位自转盘，配合X/Z/R三轴直线电机及局部视觉定位系统。能够精准点胶、点漆。广泛应用于电子、汽车零部件、家电等行业，是提高生产效率和产品质量的理想选择。

The dual-station visual dispensing machine is a highly efficient automated dispensing device. Equipped with an industrial-grade piezoelectric ceramic jet valve and non-contact jetting technology, it eliminates the trailing issues caused by traditional contact-style dispensing. The Y-axis features a quad-station rotary table, working in coordination with X/Z/R three-axis linear motors and a localized vision positioning system. It enables precise dispensing and dot painting. Widely used in industries such as electronics, automotive components, and home appliances, it is an ideal choice for enhancing production efficiency and product quality.



## FEATURES







### 设备特点

采用双Y多工位设计，配合X/Z/R三轴直线电机，可同时实现多个产品的复杂轨迹点胶作业，大幅提升生产效率。搭载工业级非接触式压电喷射技术，避免传统接触式点胶的拖尾问题，确保胶水均匀分布。支持多种胶水类型，满足不同工艺需求。高精度点胶，重复定位精度可达±0.01mm。操作简单，易于维护，广泛应用于五金工具、汽车零部件、半导体等行业，是自动化生产中的高效设备。

The dual-Y multi-station design, combined with X/Z/R three-axis linear motors, enables complex dispensing trajectories for multiple products simultaneously, significantly boosting production efficiency. Equipped with industrial-grade non-contact piezoelectric jetting technology, it eliminates trailing issues from traditional contact dispensing, ensuring uniform adhesive distribution. Compatible with various adhesives, it meets diverse process requirements. High-precision dispensing achieves repeatable positioning accuracy of ±0.01mm. Easy to operate and maintain, it is widely used in hardware tools, automotive components, semiconductors, and other industries, making it an efficient solution for automated production.

## APPLICATION

### 应用场景



参数规格		
名称型号	冷胶压电阀UV胶点胶固化一体机 ZQ-DJ6441	六轴双工位视觉压电阀点胶机 ZQ-CCD6331
行程X/Y/Z (mm)	600/400/400/100	600/300/300/100
编程方式	示教编程或图形导入	CCD视觉定位编程
可运动图形轨迹	点/直线/圆弧/整圆/曲线/多段线/螺旋线/椭圆	点/直线/圆弧/整圆/曲线/多段线/螺旋线/椭圆
点胶头	冷胶压电阀	CCD+冷胶压电阀
最大负载	10kg	15kg
移动速度 (mm/sec)	0-300	0-500
重复精度	±0.02mm	±0.01mm
控制方式	运动卡+手持编程盒	工控屏+电脑显示器
驱动器	雷赛	汇川
传动方式	皮带	研磨丝杆
外部控制接口	IO RS232/网口	IO RS232/网口

# FLOOR STANDING PLASMA GLUE FILLING MACHINE

落地式等离子灌胶一体机



扫码观看本机视频案例

## INTRODUCTION

### 设备介绍

落地式等离子灌胶一体机是一种高效自动化设备，集等离子表面处理与灌胶功能于一体，极大提高生产效率。它通过等离子处理提升材料表面附着力，增强灌胶效果。设备支持多种材料处理与灌胶，如塑料、金属、玻璃等，广泛应用于电子、汽车、包装等行业。

The floor-standing plasma dispensing integrated machine is a highly efficient automated device that combines plasma surface treatment and dispensing functions, significantly improving production efficiency. It enhances the surface adhesion of materials through plasma treatment, thereby improving the dispensing effect. The machine supports a variety of materials for treatment and dispensing, such as plastics, metals, and glass, and is widely used in industries like electronics, automotive, and packaging.



## FEATURES

### 设备特色



等离子灌胶一体



超大供胶压力桶

参数规格			
名称	落地式等离子灌胶一体机	型号	ZQ-GJ551DLZ
行程X/Y/Z (mm)	500/500/100	编程方式	示教编程或图形导入
可运动图形轨迹	点/直线/圆弧/整圆/曲线/多段线/螺旋线/椭圆	点胶头	直喷等离子头+动态阀
最大负载	10kg	移动速度 (mm/sec)	0-500
重复精度	±0.02mm/Axis	控制方式	单液螺杆阀+触摸屏
程序记录数量	999组	显示方式	LCD教导盒
驱动器	雷赛	导轨	国产/上银
光电开关	国产/松下	传动方式	丝杆
输入电源	全电压AC 110V-220V	外部控制接口	IO

# DESKTOP AUTOMATIC NAIL PRESS MACHINE

桌面式自动压钉机




扫码观看本机视频案例

## INTRODUCTION

### 设备介绍

桌面式双拼自动压钉机是一种高效、紧凑的自动化设备，专为小批量或空间有限的生产环境设计。它采用双工位并行操作模式，两个工位可同时进行压钉作业，显著提高生产效率。设备配备高精度压钉机构，确保压钉质量稳定可靠。操作简单，维护方便，适用于多种钉型和产品，广泛应用于电子、五金等行业。

The desktop dual-station automatic nail pressing machine is a compact and efficient automated device, designed for small-batch production or space-limited environments. It features a dual-station parallel operation mode, with two stations working simultaneously to press nails, significantly improving production efficiency. Equipped with a high-precision nail pressing mechanism, it ensures stable and reliable nail pressing quality. Easy to operate and maintain, it is suitable for various nail types and products, and is widely used in industries such as electronics and hardware.



## INTRODUCTION

### 设备介绍

桌面式自动压钉机是一种高效便捷的自动化设备，专为电子、五金等行业设计。它采用紧凑的桌面式结构，节省空间，操作简便。设备配备高精度压钉系统，能够快速、精准地完成压钉作业，确保钉子牢固嵌入，提高产品质量和生产效率。

The desktop automatic nail pressing machine is an efficient and convenient automated device designed for industries such as electronics and hardware. It features a compact desktop structure that saves space and is easy to operate. Equipped with a high-precision nail pressing system, it can quickly and accurately complete the nail pressing operation, ensuring that the nails are firmly embedded, improving product quality and production efficiency.





## DESKTOP AUTOMATIC MAGNET PRESS MACHINE

桌面式自动压磁铁机



扫码观看本机视频案例



扫码观看本机视频案例

## GOLDEN FINGER WIPING MACHINE


金手指擦拭机

### INTRODUCTION

#### 设备介绍 —

桌面式双工位自动压磁铁机是一种高效自动化设备，采用双工位设计，可同时进行压装作业，显著提高生产效率。设备配备高精度压装系统，能够精准控制压力和位置，确保磁铁压装的稳定性和一致性。其操作简便，维护方便，适用于多种磁性材料的压装，广泛应用于电子、电机、传感器等行业。

The desktop dual-station automatic magnet pressing machine is an efficient automated device. It features a dual-station design for simultaneous pressing operations, significantly improving production efficiency. Equipped with a high-precision pressing system, it can precisely control pressure and position to ensure stable and consistent magnet pressing. The machine is easy to operate and maintain, suitable for pressing various magnetic materials, and is widely used in industries such as electronics, motors, and sensors.




### INTRODUCTION

#### 设备介绍 —

双拼金手指擦拭机是一种高效清洁设备，专为电子行业设计，用于清洁金手指等精密电子部件。它采用双工位并行处理，两个工位同时进行擦拭，显著提高生产效率。设备配备高精度擦拭头，可精准去除表面灰尘和杂质，确保电子部件的接触性能。操作简单，维护方便，广泛应用于电子制造领域。

The dual-station gold finger cleaning machine is an efficient cleaning device designed specifically for the electronics industry to clean precision electronic components such as gold fingers. It features a dual-station parallel processing design, with two stations working simultaneously to significantly improve production efficiency. Equipped with high-precision cleaning heads, it can precisely remove surface dust and impurities to ensure the contact performance of electronic components. The machine is easy to operate and maintain, and is widely used in the field of electronic manufacturing.




### INTRODUCTION

#### 设备介绍 —

桌面式双头自动压磁铁机是一种高效自动化设备，专为磁铁压装设计。它配备两个压装头，可同时进行压装作业，显著提高生产效率。设备采用高精度定位系统，确保压装精度和稳定性，适用于多种磁铁形状和尺寸。其结构紧凑，操作简便，维护方便，广泛应用于电子、电机、玩具等行业。

The desktop dual-head automatic magnet pressing machine is an efficient automated device designed specifically for magnet pressing. It features two pressing heads that can operate simultaneously, significantly improving production efficiency. The machine is equipped with a high-precision positioning system to ensure pressing accuracy and stability, and it is suitable for a variety of magnet shapes and sizes. Compact in structure, it is easy to operate and maintain, and is widely used in industries such as electronics, motors, and toys.



### INTRODUCTION

#### 设备介绍 —

三轴金手指擦拭机是一种高精度清洁设备，专用于清洁电子元件的金手指部位。它采用三轴运动控制系统，能够精准定位和擦拭，确保清洁效果。设备配备柔软擦拭头，避免划伤元件表面。操作简便，运行稳定，适用于大规模电子生产，有效提升产品接触性能和可靠性，是电子制造中的重要辅助设备。

The three-axis gold finger cleaning machine is a high-precision cleaning device specifically designed for cleaning the gold finger areas of electronic components. It features a three-axis motion control system that enables precise positioning and cleaning, ensuring effective results. Equipped with soft cleaning heads to avoid scratching component surfaces, the machine is easy to operate and runs stably. It is suitable for large-scale electronic production, effectively enhancing product contact performance and reliability, and is an important auxiliary device in electronic manufacturing.

# THREE PROOF PAINT COATING PRODUCING LINE

三防漆涂覆线体



扫码观看本机视频案例

## FEATURES

### 设备特点

- 1、胶阀雾化气压调节，压力桶气压调节，均使用进口精密调压阀，配置数显压力表；
- 2、电源，气压调节均放置于设备前端，直接调节即可，人性化设计，提高操作人员工作效率；
- 3、开模型材输送轨道，硬化处理，特制不锈钢链条为载体传送，配备不锈钢耐磨条，延长轨道寿命；
- 4、轨道调幅采用同步带传动机构，保证轨道长时间调整无喇叭口现象；
- 5、机架大板整体CNC加工，独立纯钢龙门架，保证轨道与各轴的平行垂直；
- 6、轨道进出口配有挡风帘，防止废气外泄，配备独立废气排放口。改善车间环境；
- 7、编程可编辑任一喷涂轨迹，采用示教模式编程，喷涂路径主界面内，直观可视；
- 8、故障声光报警及菜单显示，操作界面人性化设计，简洁、美观；
- 9、运行轨迹可进行镜像、阵列、复制功能，对于多拼板，只需编辑一块的轨迹即可，快捷方便；
- 10、自动统计与显示各项数据，产量，单产品工作时间等；
- 11、工作过程中若若要等待产品，胶阀会自动移到浸泡区，防止胶阀口固化，影响涂覆效果。

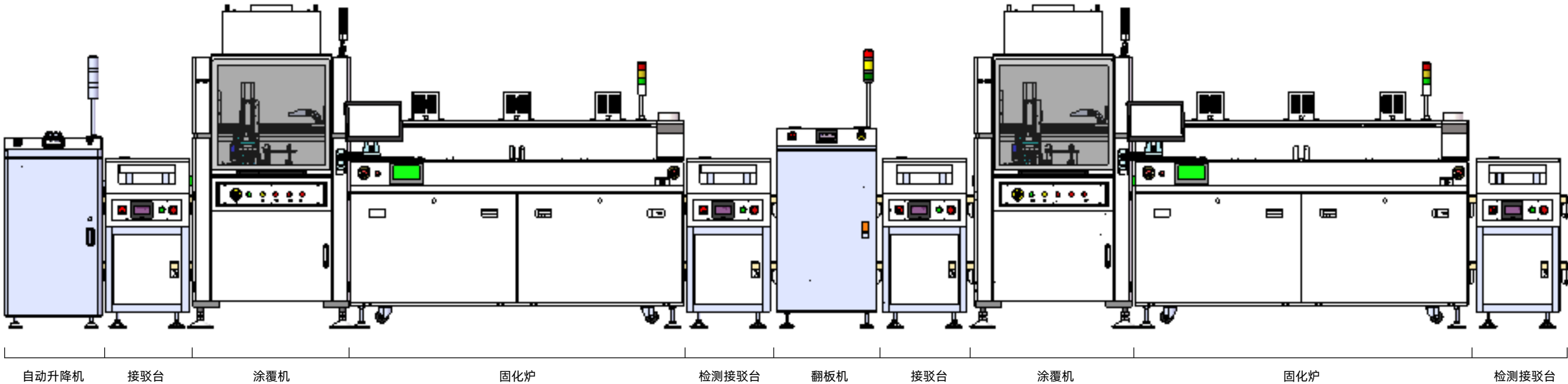

## OPTIONAL

### 功能选配

可选配CCD视觉定位，智能涂料容量检测，胶阀自动清洗，自动返回轨道，工业激光读码装置，断电保护装置等。

## CASES

### 案例展示





# DESKTOP VISUAL GLUE DISPENSING MACHINE CASE

## 桌面视觉点胶机案例

桌面视觉点胶机适用多种胶水，结合运动平台、旋转机构，可实现多种复杂路径的精准点胶。更多设备方案欢迎来电咨询我们。

Desktop vision dispensing machines are compatible with various adhesives and, when combined with motion platforms and rotation mechanisms, can achieve precise dispensing along complex paths. For more equipment solutions, feel free to contact us.

武藏控制器视觉点胶机



视觉五轴自动喷胶机



双工位螺杆阀视觉点胶机



双工位双液螺杆阀点胶机



双工位视觉自动喷胶机



三轴自动喷胶机



双工位视觉自动喷胶机（带钣金罩子）



三轴视觉自动喷胶机（带擦胶机构）



桌面式龙门自动喷胶机



# FLOOR STANDING GLUE DISPENSING MACHINE CASE

## 落地式点胶机案例

落地式点胶机具有高精度、自动化、适用范围广、稳定性好等特点。更多设备方案欢迎来电咨询我们。

Floor-standing dispensing machines feature high precision, automation, wide applicability, and stability. For more equipment solutions, feel free to contact us.

落地式上下交替点胶保压机



落地式龙门全景视觉喷胶机



落地式龙门双液螺杆阀灌胶机



落地式视觉机械手贴合机



TYPE OF FLUID CONTROL VALVE

流体控制阀类型



图片						
名称	压电喷射阀	30cc热熔压电喷射阀	300cc热熔压电喷射阀	300CC热熔气动喷射阀	热熔气动喷射阀	气动喷射阀
型号	ZQ-S1000	ZQ-S2000	ZQ-S3000	ZQ-6300R	ZQ-6000	ZQ-6000S
频率	1200 Hz			250 Hz		
适用液体类型	底填胶、UV胶、环氧胶、硅胶、红胶等	热熔胶PUR、PUH、硅胶等	热熔胶 PUR、PUH 等高温熔解胶体	热熔胶 PUR、PUH 等高温熔解胶体	环氧胶、硅胶、PUR胶等	底填胶、UV胶、环氧胶、硅胶、红胶等
适用液体粘度	0 - 200000 cps				0 - 180000 cps	
最小点胶量	线宽0.25mm点直径0.2mm(视胶水而定)			线宽 0.3mm 点直径 0.3mm(视胶水而定)		
一致性	±2%			±3%		

图片						
名称	VERMES压电喷射阀	VERMES热熔压电喷射阀	单液螺杆阀	大流量单液螺杆阀	双液螺杆阀	同心螺杆阀
型号	MDS-3200	MDS-3250	ZQ-LG600	ZQ-MV300	ZQ-MV600	ZQ-S5500
频率	最高3000Hz		50Hz*200W	50Hz*240W		50Hz*120W
适用液体类型	LED荧光粉、SMT胶粘剂（涵盖含有硬质颗粒的导电粘剂）硅树脂,底部填充剂、热熔胶、锡膏等		适用于硅胶、环氧、锡膏、银胶、等高粘度流体	适用于硅胶、环氧、油脂、导热凝胶、UV等	适用于双组份硅胶、环氧、AB胶等等	适用于硅胶、环氧、锡膏、银胶、等高粘度流体
适用液体粘度	0-2000000cps		0-200000cps			
最小点胶量	点径0.5 线宽 0.5mm-0.8mm(视胶水而定)		0.004ML (视胶水而定)			线宽 0.25mm 点直径 0.2mm (视胶水而定)
一致性	±1%		+0.01ML/1ML(视胶水而定)			±2%

FLUID CONTROL PNEUMATIC CONTROL

流体控制气控

图片						
型号	982	S200	S200带压力桶	ML-5000X	ML-6000X	Super SIGMA

							
型号	ZQ-3510E	型号	ZQ-5810R	型号	ZQ-3515	型号	ZQ-782
类型	圆形方雾化形式进行喷涂	类型	扇形宽雾化形式进行喷涂	类型	圆形方雾化形式进行喷涂	类型	锥形雾化形式进行喷涂
喷涂宽度	4 ~ 10mm	喷涂宽度	30 ~ 50mm	喷涂宽度	8-20mm	喷涂宽度	3 ~ 50mm
喷涂厚度	5 ~ 200um	喷涂厚度	5 ~ 200um	喷涂厚度	5-200um	喷涂厚度	5 ~ 200um
粘度范围	1 ~ 1200Cps	粘度范围	1 ~ 1500Cps	粘度范围	1-1000cps	粘度范围	1 ~ 1500Cps

							
型号	ZQ-787	型号	ZQ-720	型号	ZQ-H980SS	型号	ZQ-L303
类型	圆形雾化形式进行喷涂	类型	高速撞针式	类型	高压回吸性	类型	回吸性
喷涂宽度	3 ~ 10mm	出胶口径	Φ2mm	最小流量	0.01毫升/每秒	最小流量	0.01毫升/每秒
喷涂厚度	5 ~ 200um	粘度范围	1 ~ 15000Cps	最大流量	10L/分	最大流量	10L/分
粘度范围	1 ~ 1000Cps			粘度范围	1 ~ 80000Cps	粘度范围	1 ~ 30000Cps



# FLUID CONTROL VALVE SERIES MODEL CASE

## 流体控制阀系列机型案例

针对具体流体需求选择对应的流体控制阀体，并根据流体特性、胶量需求搭配对应的控制器和阀体结构。更多设备方案欢迎来电咨询我们。

Fluid control valves are selected based on specific fluid requirements, and controllers and valve structures are matched according to fluid properties and adhesive volume needs. For more equipment solutions, feel free to contact us.



# AB ADHESIVE SERIES MODEL CASE

## AB胶系列机型案例

AB胶双组份点胶机可根据胶水比例、固化时间、胶量需求、结构需求制定相应的设备方案。更多设备方案欢迎来电咨询我们。

AB adhesive dispensing machines can be tailored to meet specific requirements such as adhesive ratios, curing times, adhesive volume, and structural needs. For more equipment solutions, feel free to contact us.



# DISPENSING VALVE SERIES MODEL CASE

## 阀系列机型案例

根据不同的点胶需求，搭配对应的阀体。根据不同的产品，设计对应的设备结构。更多设备方案欢迎来电咨询我们。

Different dispensing needs can be met by selecting appropriate valves, and equipment structures can be designed according to specific product requirements. For more equipment solutions, feel free to contact us.





# SILICONE SERIES MODEL CASE

## 硅胶系列机型案例

硅胶点胶机可根据需求定制点胶结构、搭配视觉定位系统、搭配超大供胶系统、自动化系统集成。更多设备方案欢迎来电咨询我们。

Silicone dispensing machines can be customized with dispensing structures, integrated with vision positioning systems, equipped with large-scale adhesive supply systems, or incorporated into automation systems. For more equipment solutions, feel free to contact us.








# MELT ADHESIVE SERIES MODEL CASE

## 热熔胶系列机型案例

热熔点胶机可搭配CCD视觉定位系统或者与自动化系统集成，实现自动化点胶流程。更多设备方案欢迎来电咨询我们。

Hot melt dispensing machines can be equipped with CCD vision positioning systems or integrated with automated systems to achieve automated dispensing processes. For more equipment solutions, feel free to contact us.




# THREE PROOF PAINT SPRAYING SERIES MODEL CASE

## 三防漆喷涂系列机型案例

三防漆喷涂机可以搭配UV固化装置或者与自动化系统集成，实现自动化喷涂流程。更多设备方案欢迎来电咨询我们。

Conformal coating machines can be paired with UV curing systems or integrated with automated systems to achieve automated coating processes. For more equipment solutions, feel free to contact us.



# NEEDLE TUBE DISPENSING SERIES MODEL CASE

## 针筒点胶系列机型案例

针筒点胶机是比较常见的机型，适用多种胶水，结合运动平台、旋转机构、视觉系统可实现多种复杂点胶。更多设备方案欢迎来电咨询我们。

Needle dispensing machines are common and compatible with various adhesives. Combined with motion platforms, rotation mechanisms, and vision systems, they can handle complex dispensing tasks. For more equipment solutions, feel free to contact us.

Y轴旋转针筒点胶机



龙门Z轴旋转点胶机



双工位双旋转武藏点胶机



Z轴旋转武藏点胶机



双工位针筒点胶机




三轴蠕动点胶机



双工位四头针筒点胶机



三轴视觉针筒点胶机



悬臂式四头针筒点胶机



扫码观看本机视频案例

## FLOOR STANDING VISUAL INTELLIGENT LOCKING SCREM MACHINE

落地式视觉智能锁付螺丝机

### INTRODUCTION

#### 设备介绍

落地式视觉智能锁付螺丝机，专为高效精准锁付设计。采用先进视觉系统，自动识别螺丝孔位，快速精准对位，锁付效率高。支持扫码枪扫码，锁付数据支持上传MES系统。机身钣金结构扎实稳固，操作简便，适用于多种螺丝规格，广泛应用于电子、汽车等行业。

The floor-standing visual intelligent screw locking machine is designed for efficient and precise screw locking. It features an advanced vision system that automatically identifies screw hole positions, enabling fast and accurate alignment and high locking efficiency. It supports barcode scanning via a scanner gun, and the locking data can be uploaded to the MES system. The machine's robust sheet metal structure ensures stability, and its user-friendly operation accommodates various screw sizes. It is widely used in industries such as electronics and automotive.



### INTRODUCTION

#### 设备介绍

- 1、高精度扭力控制，扭力精度达到 $\pm 3\% - \pm 5\%$ ；
- 2、采用高端进口马达，产品寿命长，免维护；
- 3、精确的浮高/滑牙检测，反馈给PLC或控制卡作异常处理；
- 4、精准的入牙检测功能，保证拧紧信号的精确启动；
- 5、锁付结果可追溯、可导出、可上传MES系统；
- 6、16种拧紧任务，每种任务支持5个拧紧步骤，拆卸任务支持2个拆卸步骤，保证拧紧拆卸工艺高可控性；
- 7、支持RS232/485 Modbus RTU通信协议，扩展性强，支持多路IO输入/输出，可非标定制TCP/IP网口，可快速构建智能锁付系统；
- 8、安装简单，调试简易，提供二次开发的接口和技术支持；





# FLOOR STANDING DUAL STATION ADSORPTION SCREW LOCKING MACHINE

落地式双工位吸附式锁螺丝机



扫码观看本机视频案例

## INTRODUCTION

### 设备介绍

落地式双工位吸附式锁螺丝机是一种高效自动化设备。它采用双工位设计，可同时进行两组作业，显著提高生产效率。搭配振动盘供料系统，能快速准确地将螺丝送至拧紧位置。适用于多种螺丝锁付任务，广泛应用于电子、机械等行业，助力企业提升生产质量与效率。

The floor-standing dual-station vacuum screw locking machine is a highly efficient automated device. It features a dual-station design, allowing two sets of operations to be performed simultaneously, significantly enhancing production efficiency. Equipped with a vibratory bowl feeder system, it can quickly and accurately deliver screws to the tightening position. Suitable for various screw locking tasks, it is widely used in industries such as electronics and machinery, helping enterprises improve production quality and efficiency.



## FEATURES

### 设备特色



振动盘自动送料



智能伺服电批

参数规格			
名称	落地式双工位锁电容机	型号	ZQ-XF5331
行程X/Y/Z (mm)	500/300/300/100	电批	伺服电批
锁付一颗螺丝时间	约0.8-2.0秒（根据螺丝和锁付工艺）	工作方式	吸附式
最大负载	6kg	移动速度 (mm/sec)	0-500
重复精度	±0.02mm/Axis	报警功能	浮锁/滑牙/漏锁
程序记录数量	999组	显示方式	LCD教导盒
驱动器	雷赛/松下/汇川	导轨	润扬
光电开关	国产/松下	传动方式	皮带/丝杆传动
输入电源	全电压AC 110V-220V	外部控制接口	IO

# DESKTOP INTELLIGENT LOCKING SCREW MACHINE

桌面式智能锁付螺丝机



扫码观看本机视频案例

## INTRODUCTION

### 设备介绍

桌面式智能锁付螺丝机是一款高效便捷的自动化设备。人机界面实时显示产品的锁付状态，能储存更多锁付程序。采用智能伺服电批，支持同一产品多种扭力锁付，可精准定位并自动完成螺丝锁付任务，支持多种螺丝规格。广泛应用于电子、玩具、五金等行业。

The desktop intelligent screw locking machine is an efficient and convenient automated device. The human-machine interface (HMI) displays the locking status of products in real-time and can store multiple locking programs. It uses an intelligent servo screwdriver, supporting various torque settings for the same product. It can accurately position and automatically complete screw locking tasks, accommodating multiple screw specifications. It is widely used in industries such as electronics, toys, and hardware.



## RELATED MODEL

### 相关机型



# DESKTOP DUAL SPLICING INTELLIGENT LOCKING SCREW MACHINE

桌面式双拼智能锁付螺丝机



扫码观看本机视频案例

## INTRODUCTION

### 设备介绍

桌面式双拼智能锁付螺丝机是一种高效、智能化的螺丝锁付设备，采用双拼机构设计，可同时锁付两种不同螺丝或两款不同产品，显著提高生产效率。设备具备智能检测功能，可检查漏锁、浮锁、滑牙等问题，确保装配质量。通用性强，支持M1.0-M4螺丝的锁付，灵活适配多款机种。其智能伺服电批支持多种扭力切换，转速快、精度高，适用于汽车、电子、家电等行业的精密装配。

The desktop dual-head intelligent screw-locking machine is a highly efficient and intelligent screw-locking device. Featuring a dual-head mechanism, it can simultaneously lock two different types of screws or assemble two different products, significantly improving productivity. Equipped with intelligent detection functions, it can identify issues such as missed screws, floating screws, or stripped threads, ensuring assembly quality. Versatile and adaptable, it supports screws ranging from M1.0 to M4 and can accommodate multiple product models. Its intelligent servo screwdriver allows for multiple torque settings, offering fast speed and high precision, making it suitable for precision assembly in industries such as automotive, electronics, and home appliances.



## RELATED MODEL

### 相关机型




# CUSTOMIZED SCREW MACHINE MODEL CASE

## 螺丝机定制机型案例

螺丝机可以搭配CCD视觉定位系统或者与自动化系统集成，实现自动化锁螺丝流程，减少人干预。更多设备方案欢迎来电咨询我们。

The screw locking machine can be equipped with a CCD vision positioning system or integrated with automated systems to achieve an automated screw-locking process, reducing manual intervention. For more equipment solutions, feel free to contact us.





# DUAL STATION Z-AXIS ROTATING AUTOMATIC SOLDERING MACHINE

双工位Z轴旋转自动焊锡机



扫码观看本机视频案例

## INTRODUCTION

### 设备介绍


落地式双工位Z轴旋转自动焊锡机是一种高效自动化焊接设备，双工位设计可同时焊接两组产品，Z轴旋转灵活调整焊接角度。高精度温度控制确保焊接质量，自动送锡、控温、清洗烙铁头等功能提升效率。支持多种焊接方式，适用于汽车电子、家电、通讯设备等产品。

The floor-standing dual-station Z-axis rotating automatic soldering machine is an efficient automated welding device. Its dual-station design allows simultaneous welding of two products, while Z-axis rotation flexibly adjusts the welding angle. High-precision temperature control ensures welding quality, and features like automatic tin feeding, temperature control, and iron tip cleaning enhance efficiency. Supporting multiple welding methods, it is suitable for automotive electronics, home appliances, and communication equipment.



## FEATURES

### 设备特色



参数规格			
名称	双工位Z轴旋转自动焊锡机	型号	ZQ-LDS5331
行程X/Y/Z (mm)	500/300/300/100	编程方式	示教编程或圆形导入
可运动图形轨迹	点/直线/圆弧/整圆/曲线/多段线/螺旋线/椭圆	烙铁头	锥形/球形/刀形/K形/D形
最大负载	10kg	移动速度 (mm/sec)	0-300
重复精度	±0.02mm/Axis	控制方式	运动卡+手持编程盒
程序记录数量	999组	显示方式	LCD教导盒
驱动器	雷赛	导轨	国产/上银
光电开关	国产/松下	传动方式	皮带
输入电源	全电压AC 110V-220V	外部控制接口	IO

# FLOOR STANDING VISUAL LASER SOLDERING MACHINE

落地式视觉激光焊锡机



扫码观看本机视频案例

## INTRODUCTION

### 设备介绍

落地式视觉激光焊锡机是高精度自动化焊接设备，采用CCD视觉定位，支持多种焊接模式，适用于电子元器件焊接。非接触式焊接可避免热变形和机械应力，设备具备自动防撞功能，支持在线编程和离线编程，可多机联网作业。广泛应用于半导体和电子制造领域。

The floor-standing visual laser soldering machine is a high-precision automated welding device, designed for electronic component soldering. It features CCD visual positioning, supports multiple welding modes, and offers contactless welding to prevent thermal deformation and mechanical stress. Equipped with auto-collision prevention, it supports online/offline programming and multi-machine networking. Widely used in semiconductor and electronics manufacturing.



## RELATED MODEL

### 相关机型



# FULLY AUTOMATIC SPOT WELDING MACHINE

全自动点焊机



扫码观看本机视频案例

## INTRODUCTION

### 设备介绍

落地式全自动点焊机是一种高效、稳定的自动化焊接设备，支持多种焊接模式，可调节焊接电流、时间、压力等参数，确保焊接质量。适用于多种金属材料，如钢、不锈钢、铜、铝等，广泛应用于汽车、家电、五金等行业。其全自动化设计显著提高生产效率，降低人工成本，是现代工业焊接的理想选择。

The floor-standing fully automatic spot welder is a highly efficient and stable automated welding device. It supports multiple welding modes and allows adjustment of parameters like current, time, and pressure to ensure welding quality. Suitable for various metals such as steel, stainless steel, copper, and aluminum, it is widely used in the automotive, home appliance, and hardware industries. Its fully automated design greatly improves production efficiency and reduces labor costs, making it an ideal choice for modern industrial welding.



扫码观看本机视频案例

# FLOOR STANDING BACK TO BACK ADHESIVE WELDING INTEGRATED MACHINE

落地式背靠背点胶焊接一体机

## INTRODUCTION

### 设备介绍


落地式背靠背点胶焊锡一体机采用背靠背双工位设计，可同时完成点胶和焊接作业，显著提高生产效率，支持多种焊接模式，确保焊接质量稳定。其非接触式焊接方式避免热变形和机械应力，广泛应用于电子制造、汽车电子、家电等领域。

The floor-standing back-to-back adhesive welding integrated machine features a dual-station design for simultaneous dispensing and soldering, significantly boosting production efficiency. It supports multiple soldering modes to ensure stable welding quality. Its non-contact soldering method prevents thermal deformation and mechanical stress, making it widely applicable in electronics manufacturing, automotive electronics, home appliances, and more.



## FEATURES

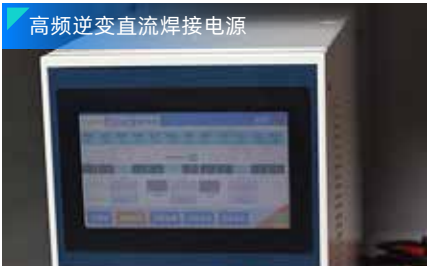
### 设备特色



点胶+点焊+吹气



自送送锡吹锡



高频逆变直流焊接电源

## INTRODUCTION

### 设备介绍

桌面式双工位全自动点焊机采用双工位设计，可同时或交替进行焊接作业，显著提高生产效率。设备配备先进的伺服控制系统和自动化夹具，支持多种焊接模式，可调节焊接电流、时间、压力等参数，确保焊接质量稳定。适用于多种金属材料，如钢、不锈钢、铜、铝等，广泛应用于电子、家电、五金等行业。

The desktop dual-station fully automatic spot welder, with a dual-station design, allows simultaneous or alternate welding, boosting production efficiency. Equipped with an advanced servo control system and automated fixtures, it supports various welding modes and adjustable parameters like current, time, and pressure, ensuring stable welding quality. Suitable for metals such as steel, stainless steel, copper, and aluminum, it is widely used in electronics, home appliances, and hardware industries.



### 参数规格

名称	落地式背靠背点胶焊接一体机	型号	ZQ-LTBKB778811
行程X/Y/Z (mm)	700/700/800/800/100/100	编程方式	示教编程或图形导入
可运动图形轨迹	点/直线/圆弧/整圆/曲线/多段线/螺旋线/椭圆	作业头	点胶头/点焊头/烙铁头
最大负载	10kg	移动速度 (mm/sec)	0-300
重复精度	±0.02mm/Axis	控制方式	运动卡+手持编程盒
程序记录数量	999组	显示方式	无
驱动器	雷赛	导轨	国产/上银
光电开关	国产/松下	传动方式	皮带/研磨丝杆
输入电源	全电压AC 110V-220V	外部控制接口	IO RS-232/网口



# DOUBLE SPLICING AUTOMATIC FOOT CUTTING MACHINE

双拼自动剪脚机



扫码观看本机视频案例

## INTRODUCTION

### 设备介绍


双拼自动剪脚机采用双工位双刀头结构，适合元件脚较多的PCB板剪脚，显著提高生产效率。设备配备万用夹具，适应多种尺寸PCB板，剪脚长度可调，精度高。配备真空吸料装置，自动收集剪切后的元件脚，保持工作环境整洁。广泛应用于电子行业。

The dual-station automatic lead cutting machine features a dual-station, dual-blade structure, ideal for cutting excess leads on PCB boards with numerous components, thereby significantly boosting production efficiency. Equipped with universal fixtures, it adapts to PCB boards of various sizes, with adjustable lead cutting length and high precision. It also has a vacuum material collection system that automatically gathers cut leads, maintaining a clean working environment. Widely used in the electronics industry.



## FEATURES

### 设备特色



气动剪刀头+真空吸料



万用夹具

### 参数规格

名称	双拼自动剪脚机	型号	ZQ-JJ331ZR
行程X/Y/Z (mm)	300/300/100/360*2	编程方式	手持示教器编程
可运动图形轨迹	点/直线/圆弧/整圆/曲线/多段线/螺旋线/椭圆	作业头	气动剪刀头
最大负载	3kg	移动速度 (mm/sec)	0-400
重复精度	±0.05mm/Axis	控制方式	板卡控制
程序记录数量	999组	显示方式	手持盒
驱动器	雷赛	导轨	国产/上银
光电开关	国产/松下	传动方式	皮带+丝杆
输入电源	全电压AC 110V-220V	外部控制接口	IO RS-232/网口

# SOLDERING MACHINE SERIES MODEL CASE

## 焊锡机系列机型案例

焊锡机可以搭配CCD视觉定位系统或者与自动化系统集成，实现自动化焊接流程，减少人干预。更多设备方案欢迎来电咨询我们。

Soldering machines can be equipped with CCD vision positioning systems or integrated with automation systems to achieve automated soldering processes and reduce manual intervention. For more equipment solutions, feel free to contact us.

双工位双头自动焊锡机



双工位自动视觉焊锡机



六轴双拼自动焊锡机（Z轴带旋转）



六轴双拼多头自动焊锡机



三轴自动剪脚机（Z轴带旋转）




双工位自动剪脚机（Z轴带旋转）



三轴迷你自动焊锡机（Z轴带旋转）



落地式三轴自动焊锡机（超长行程）



落地式双工位双头自动焊锡机



## ATMOSPHERIC PLASMA SURFACE TREATMENT MACHINE

大气等离子表面处理机



扫码观看本机视频案例

### INTRODUCTION

#### 设备介绍 —

大气旋转喷头等离子表面处理机是一种先进的材料表面处理设备，采用旋转喷头设计，可实现大面积均匀处理，提升表面亲水性、粘接性和润湿性。设备操作简便，可在线安装于生产线中，实现自动化作业。该设备具有环保、低能耗、高效等优势，适用于多种材料，广泛应用于电子、汽车、医疗、包装等行业。

The atmospheric rotary spray plasma surface treatment machine is an advanced material surface treatment device. Its rotary spray design enables uniform treatment over large areas, enhancing surface hydrophilicity, adhesion, and wettability. Easy to operate, it can be installed inline on production lines for automated operation. With eco-friendly, energy-efficient, and high-efficiency advantages, it suits various materials and is widely used in electronics, automotive, packaging, and medical industries.



### INTRODUCTION

#### 设备介绍 —

大气直喷头等离子表面处理机是一种先进的材料表面处理设备，采用旋转喷头设计，可实现凹槽、窄边等精细化处理，提升表面亲水性、粘接性和润湿性。设备操作简便，可在线安装于生产线中，实现自动化作业。该设备具有环保、低能耗、高效等优势，适用于多种材料，广泛应用于电子、汽车、医疗、包装等行业。

The atmospheric rotary spray plasma surface treatment machine is an advanced material surface treatment device. Its rotary spray design allows for precise treatment of slots and narrow edges, enhancing surface hydrophilicity, adhesion, and wettability. Easy to operate, it can be installed inline on production lines for automated operation. With eco-friendly, energy-efficient, and high-efficiency advantages, it suits various materials and is widely used in electronics, automotive, medical, and packaging industries.



## THREE-AXIS PLASMA SURFACE TREATMENT MACHINE

三轴等离子表面处理机



扫码观看本机视频案例

### INTRODUCTION

#### 设备介绍 —

三轴直喷式等离子表面处理机是一种先进的材料表面处理设备，采用三轴运动平台搭配直喷等离子体的设计，可实现凹槽、窄边自动化的表面处理，确保表面处理均匀。环保无污染、处理效率高。提升表面附着力、亲水性、润湿性和粘结性。适用范围广，可处理多种材料，包括塑料、金属、玻璃、陶瓷等。

The three-axis direct spray plasma surface treatment machine is an advanced material surface treatment device. It uses a three-axis motion platform with direct plasma spraying to enable automated surface treatment of grooves and narrow edges, ensuring uniform processing. It is eco-friendly and non-polluting, with high processing efficiency. It enhances surface adhesion, hydrophilicity, wettability, and bond strength. With a wide application range, it handles various materials like plastics, metals, glass, and ceramics.



### INTRODUCTION

#### 设备介绍 —

三轴旋喷式等离子表面处理机是一种先进的材料表面处理设备，采用三轴运动平台搭配旋喷等离子体的设计，可实现大面积自动化的表面处理，确保表面处理均匀。环保无污染、处理效率高。提升表面附着力、亲水性、润湿性和粘结性。适用范围广，可处理多种材料，包括塑料、金属、玻璃、陶瓷等。

The three-axis rotary spray plasma surface treatment machine is an advanced material surface treatment device. It combines a three - axis motion platform with a rotary spray plasma design for automated large - area surface treatment, ensuring uniformity. It's eco - friendly, efficient, and enhances surface adhesion, hydrophilicity, wettability, and bond strength. With a wide application range, it handles various materials like plastics, metals, glass, and ceramics.





FEATURES






设备特点

大气等离子表面处理机利用等离子体技术，对材料表面进行活化、清洁和改性，显著增强附着力和亲水性。可搭配运动平台、机械手或者线体结构实现复杂生产环境下的表面处理作业。节能环保，适用于塑料、金属、玻璃等多种材质，广泛应用于电子、汽车、医疗等领域，优化表面处理效果，提升工艺效率。

The atmospheric plasma surface treatment machine uses plasma technology to activate, clean, and modify material surfaces, significantly enhancing adhesion and hydrophilicity. It can be integrated with motion platforms, robotic arms, or production lines for complex surface treatment tasks. Energy-efficient and environmentally friendly, it is suitable for plastics, metals, glass, and other materials, and is widely used in electronics, automotive, medical, and other industries.

APPLICATION

应用场景



参数规格		
名称型号	直喷等离子表面处理机	旋喷等离子表面处理机
主机尺寸（长宽高）	483/219/310mm	483/219/310mm
处理宽度（mm）	2-15（多种喷头可选）	20-90（多种喷头可选）
处理高度（mm）	5-15	5-15
枪头规格（直径/mm）	可选普通/直喷（2/3/5/10/12）	可选普通/消音旋转（20/30/50/70）
等离子输出功率	600-1000W（不同型号、枪头配备相应功率范围）	600-1000W（不同型号、枪头配备相应功率范围）
等离子火焰温度	40-80℃（移动测试温度）	40-80℃（移动测试温度）
输入电源	AC 220V±10% 50/60Hz	AC 220V±10% 50/60Hz
工作气体	压缩空气或氮气（0.4Mpa/无油无水）	压缩空气或氮气（0.4Mpa/无油无水）
控制方式	手动/IO通断	手动/IO通断
主机重量	11.9kg	11.9kg
故障报警	短路/断路/气压不足/气压过高/主板错误	短路/断路/气压不足/气压过高/主板错误
扩展	可搭配线体/机械手使用	可搭配线体/机械手使用

DIGITAL ATMOSPHERIC PLASMA  
SURFACE TREATMENT MACHINE

数显大气等离子表面处理机



扫码观看本机视频案例

INTRODUCTION

设备介绍

数显大气等离子表面处理机利用等离子体技术，实现材料表面的活化处理，增强附着力和亲水性。设备数显操作，参数可调，可监控设备实时运行数据、可连接485通讯实现闭环管理，适用于塑料、金属、玻璃等材质，广泛应用于电子、汽车、医疗等多领域。

The digital atmospheric plasma surface treatment machine uses plasma technology to activate material surfaces, enhancing adhesion and hydrophilicity. The device features digital operation and adjustable parameters, allowing real-time monitoring of operational data and closed-loop management via 485 communication. Suitable for plastics, metals, glass, and more, it is widely used in electronics, automotive, medical, and other industries.



FEATURES

设备特色



参数规格			
名称	数显大气等离子表面处理机	型号	ZQ-DLZ2000X
电源箱尺寸（mm）	575/440/169（长宽高）	枪头尺寸（mm）	215/Ø50（可选Ø30/Ø50/Ø80）
电源箱重量	3±0.5kg（按规格）	枪头重量	3±0.5kg（按规格）
输出功率	2000W	等离子有效直径	Ø50mm（可选Ø30/Ø50/Ø80）
工作进气接头	Ø8mm	气体使用量	10-30L/min
气体压力	0.5-4kg/cm²	气体类型	压缩空气/其他气体
处理速度	10-500mm/s	等离子温度	40-80℃（火焰末端到火焰出口温度）
触摸屏	TPC7032Ki	枪头与工件距离	不小于5mm
输入电源	全电压AC 220V 50-60Hz	PLC	自主研发PLC

# VACUUM PLASMA SURFACE TREATMENT MACHINE

真空等离子表面处理机



扫码观看本机视频案例



扫码观看本机视频案例

# VACUUM PLASMA SURFACE TREATMENT MACHINE

真空等离子表面处理机

## INTRODUCTION

### 设备介绍 —

10L真空等离子表面处理机是一种先进的材料表面处理设备，采用真空环境下的等离子体处理技术。处理腔体容量为10升，适合小批量或样品处理。设备能够在真空环境下生成低温等离子体，对材料表面进行清洁、活化和改性，提升表面附着力、亲水性和润湿性。主要应用于实验测试项目及小批量生产制造领域。

The 10L vacuum plasma surface treatment machine is an advanced material surface treatment device using plasma technology in a vacuum environment. With a 10-liter treatment chamber, it suits small-batch or sample processing. It generates low-temperature plasma in a vacuum to clean, activate, and modify material surfaces, enhancing adhesion, hydrophilicity, and wettability. Mainly used in laboratory testing and small-scale production manufacturing.



## INTRODUCTION

### 设备介绍 —

60L真空等离子表面处理机是一种高效材料表面处理设备，采用真空环境下的低温等离子体技术，适合中到大批量生产。设备处理腔体容量为60升，能够清洁、活化和改性多种材料表面，提升附着力、亲水性和润湿性。操作简便，采用PLC+触摸屏控制，具有高功率密度和稳定性。广泛应用于电子、汽车、医疗、包装等行业。

The 60L vacuum plasma surface treatment machine is an efficient material surface treatment device. Using low-temperature plasma technology in a vacuum, it is suitable for medium to large-scale production. With a 60-liter treatment chamber, it can clean, activate, and modify various material surfaces, enhancing adhesion, hydrophilicity, and wettability. User-friendly with PLC + touch screen control, it features high power density and stability. Widely used in electronics, automotive, medical, and packaging industries.



## INTRODUCTION

### 设备介绍 —

30L真空等离子表面处理机是一种先进的材料表面处理设备，采用真空环境下的低温等离子体技术，适用于中等规模生产。设备可清洁、活化和改性多种材料表面，提升附着力、亲水性和润湿性。操作简便，采用PLC+触摸屏控制，具有高功率密度和稳定性，广泛应用于电子、汽车、医疗等行业，是提升材料表面性能的理想选择。

The 30L vacuum plasma surface treatment machine is an advanced material surface treatment device. Using low - temperature plasma technology in a vacuum, it suits medium - scale production. It can clean, activate, and modify various material surfaces, enhancing adhesion, hydrophilicity, and wettability. User - friendly, with PLC + touch screen control, high - power density, and good stability, it's widely used in electronics, automotive, and medical fields.



## INTRODUCTION

### 设备介绍 —

80L真空等离子表面处理机是一种高效材料表面处理设备，采用真空环境下的低温等离子体技术，适合中到大批量生产。设备处理腔体容量为80升，能够清洁、活化和改性多种材料表面，提升附着力、亲水性和润湿性。操作简便，采用PLC+触摸屏控制，具有高功率密度和稳定性。广泛应用于电子、汽车、医疗、包装等行业。

The 80L vacuum plasma surface treatment machine is an efficient material surface treatment device. Using low-temperature plasma technology in a vacuum, it is suitable for medium to large-scale production. With an 80-liter treatment chamber, it can clean, activate, and modify various material surfaces, enhancing adhesion, hydrophilicity, and wettability. User-friendly with PLC + touch screen control, it features high power density and stability. Widely used in electronics, automotive, medical, and packaging industries.









FEATURES  
设备特点

真空等离子表面处理机是一种利用等离子体技术对材料表面进行处理的设备。它通过在真空环境下产生高能等离子体，对物体表面进行清洗、活化、刻蚀或涂层处理。该设备能有效去除油污、氧化层、有机物等杂质，同时提升材料表面的润湿性、粘附性和生物相容性。广泛应用于电子、医疗、汽车、航空航天等领域，具有低温、高效、环保、无损处理的特点。

Vacuum plasma surface treatment machine is a device that uses plasma technology to treat material surfaces. It generates high-energy plasma in a vacuum environment to clean, activate, etch, or coat surfaces. This equipment effectively removes contaminants such as oils, oxides, and organic residues, while enhancing surface properties like wettability, adhesion, and biocompatibility. Widely used in electronics, medical, automotive, and aerospace industries, it features low-temperature, efficient, eco-friendly, and non-destructive processing.

APPLICATION  
应用场景



参数规格				
名称型号	ZQ-ZK10L	ZQ-ZK30L	ZQ-ZK60L	ZQ-ZK80L
腔体尺寸（宽深高）	210/220/220mm	310/340/320mm	450/465/355mm	450/465/420mm
腔体容量	10L	30L	60L	80L
电极板数量	1-2（可调）	1-2（可调）	1-2（可调）	1-8（可调）
整机总量	95kg	260kg	400kg	450kg
整机功率	≤1.5kw	≤1.8kw	≤2.8kw	≤3.5kw
清洗效率	≤3min/次	≤4min/次	≤5min/次	≤6min/次
放料层数	1-2层可调	1-6层可调	1-6层可调	1-8层可调
等离子发生器	中频40KHz/600W 射频13.56MHz/300W	中频40KHz/600W 射频13.56MHz/750W	中频40KHz/800W 射频13.56MHz/750W	中频40KHz/800W 射频13.56MHz/750W
真空泵	油旋片双级泵（抽速10m³/h）	油旋片双级泵（抽速20m³/h）	油旋片双级泵（抽速40m³/h）	油旋片双级泵（抽速60m³/h）
工艺气路	标配2路 (O2/Ar/N2/CDA/混合型等气体)	标配1路 (O2/Ar/N2/CDA/混合型等气体)	标配1路 (O2/Ar/N2/CDA/混合型等气体)	标配1路 (O2/Ar/N2/CDA/混合型等气体)
电源系统	AC 220V±10% 50/60Hz	AC 220V±10% 50/60Hz	AC 380V±10% 50/60Hz	AC 380V±10% 50/60Hz

INTRODUCTION  
设备介绍

宽幅双头流水线等离子清洗机是一种高效、环保的表面处理设备，采用两个旋转头交叉处理的设计，可对宽幅材料进行表面处理，提高生产效率。适用于电子、汽车、医疗等多个行业。


The wide-width dual - head inline plasma cleaner is an efficient and eco-friendly surface treatment device. With two rotating heads in a crisscross design, it can treat wide-width materials, enhancing production efficiency. It suits multiple industries like electronics, automotive, and medical.



INTRODUCTION  
设备介绍

宽幅四头流水线等离子清洗机是一种高效、环保的表面处理设备，采用单边四个旋转头的设计，可对宽幅材料进行表面处理，显著提高生产效率。适用于电子、汽车、医疗等多个行业。

The wide-width four-head inline plasma cleaner is an efficient and eco-friendly surface treatment device. With four rotating heads on one side, it can treat wide-width materials, significantly enhancing production efficiency. It is suitable for multiple industries such as electronics, automotive, and medical.



INTRODUCTION  
设备介绍

双头流水线等离子清洗机是一种高效、环保的表面处理设备，该款主要针对手机壳类小型产品设计，可以有效提高生产效率。适用于电子、数码、包装等多个行业。

The dual-head inline plasma cleaner is an efficient and eco-friendly surface treatment device. It's designed for small products like phone cases and can boost production efficiency. It's suitable for the electronics, digital, and packaging industries.





## INTRODUCTION

### 设备介绍 —

落地式三轴双头等离子表面处理机是一种高效自动化设备，采用双头夹角处理的设计，可同时进行产品内外两面作业，搭配防护罩在保证安全的同时显著提高生产效率。适用于行李箱包装、印刷等行业。

The floor-standing three-axis dual-head plasma surface treatment machine is an efficient automated device. Its dual-head angular design allows simultaneous treatment of both the inner and outer surfaces of products. Equipped with a protective cover, it ensures safety while significantly boosting production efficiency. It is suitable for industries like luggage packaging and printing.



## INTRODUCTION

### 设备介绍 —

落地式单轴单头旋喷式等离子表面处理机一种高效自动化设备，采用单轴设计，搭配可调速自动转盘工作台，可实现对柱状产品的表面处理，提高生产效率。适用于包装、印刷、医疗等行业。

The floor-standing single-axis single-head rotary spray plasma surface treatment machine is an efficient automated device. With a single-axis design and a speed-adjustable automatic rotating table, it can treat the surface of cylindrical products, improving production efficiency. It is suitable for the packaging, printing, and medical industries.



## INTRODUCTION

### 设备介绍 —

双头流水线等离子清洗机是一种高效、环保的表面处理设备，采用两个旋转头并排处理的设计，可对宽幅材料进行表面处理，提高生产效率。适用于电子、汽车、医疗等多个行业。

The dual-head inline plasma cleaner is an efficient and eco-friendly surface treatment device. With two rotating heads arranged side by side, it can treat wide-width materials, enhancing production efficiency. It suits multiple industries like electronics, automotive, and medical.

# PLASMA SURFACE TREATMENT MODEL CASE

## 等离子表面处理机型案例

等离子表面处理机可搭配运动平台、点胶机、机械手等使用。根据实际应用场景需求可以加装到线体使用。更多设备方案欢迎来电咨询我们。

The plasma surface treatment machine can be used in combination with motion platforms, dispensing machines, robotic arms, and other equipment. Based on specific application requirements, it can be installed on a production line for use. For more equipment solutions, feel free to contact us.

### 流水线等离子



### 等离子+点胶



### 等离子+卷材



### 等离子+点胶



### 落地双工位等离子



### 等离子+罩子

